

# Nautical Flag Coasters and Placemats



During the summer months I am always looking for projects to keep my kids busy. Here's a great project that doesn't cost an arm and a leg, it's pretty easy, and in the end you can have a nautical themed summer party!

The designs I used are actually the designs of semaphore flags which are used to spell out messages in the boating world. If you visit this site, <http://www.anbg.gov.au/flags/signal-flags.html>, you will be able to see the same page I used to create my flags, or you can make coasters or placemats that spell out your children's names, your last name or fun party messages!

## Materials List:

- Sheets of craft foam in colors desired
- Placemats - 12" x 18"
- Coasters - 4" x 4"
- Foam glue
- Scissors or a paper cutting board
- Ruler
- Pencil
- Plastic triangle if making squares




## Tip:

To have enough stiffness for the placemats and coasters, I recommend doubling up the foam with a solid base of one color. Then, add the flag décor on top, filling it in so there are essentially two complete layers of foam when complete.



## Instructions:

1 For placemats, the base is already cut to size directly from the package at 12" x 18". For coasters, cut bases at 4" square.



2 Once you determine the nautical signal flag design for the top of the project, cut out your designs to equal the size of your base. Attach the pieces using foam glue.

Have fun with some of the more intricate designs. Craft foam is easy to cut with sharp scissors and the straight lines of most of the designs will come together nicely for you.



There are many checkered patterns and only 5 colors used, white, black, red, blue and yellow. So, if you can purchase your foam in individual pieces, you'll save in the long run!

3 Let your designs dry and put them to good use!!

You can create an entire table setting around your new designs using things from around the house.



Or, stop by your nearest Michael's or JoAnn's and pick up some inexpensive nautical accessories like sailboats, lanterns, ship's wheels, etc.

Now invite all your friends and make some memories this summer!!

Shari

\*\*\*\*\*  
mattandshari

© 2009. mattandshari.com, all rights reserved.